



# Spotlight

Student's Book

Virginia Evans  
Jenny Dooley  
Nadezhda Bykova  
Marina Pospelova

# 2



Express Publishing



PROSVESHCHENIYE  
PUBLISHERS





УДК 373.167.1:811.111  
ББК 81.2Англ-922  
А64

Серия «Английский в фокусе» основана в 2006 году.

На учебник получены положительные заключения Российской академии наук (10106-5215/431 от 01.11.2010 г.) и Российской академии образования (01-5/7д-607 от 20.10.2010 г.).

**Авторы:** Н. И. Быкова, Д. Дули, М. Д. Пospelова, В. Эванс  
**Authors:** Virginia Evans, Jenny Dooley, Nadezhda Bykova, Marina Pospelova

## Acknowledgements

### Authors' Acknowledgements

We would like to thank all the staff at Express Publishing who have contributed their skills to producing this book. Thanks are due in particular to: Meryl Phillips (Editor-in-Chief); Julie Rich (senior editor); Nina Peters and Rianna Diamond (editorial assistants); Alex Barton (senior production controller) and the Express Publishing design team. We would also like to thank those institutions and teachers who piloted the manuscript, and whose comments and feedback were invaluable in the production of the book.

Colour Illustrations: Pan, Stone.

**While every effort has been made to trace all the copyright holders, if any have been inadvertently overlooked the publishers will be pleased to make the necessary arrangements at the first opportunity.**

**Английский язык. 2 класс :** учеб. для общеобразоват. организаций с прил. на электрон. носителе / А64 [Н. И. Быкова, Д. Дули, М. Д. Пospelова, В. Эванс]. — 3-е изд. — М. : Express Publishing : Просвещение, 2013. — 144 с. : ил. — (Английский в фокусе). — ISBN 978-5-09-030899-1.

Учебник является центральным элементом учебно-методического комплекта серии «Английский в фокусе» для 2 класса общеобразовательных организаций. Отличительной особенностью УМК является модульное построение учебника, наличие аутентичного материала о России, заданий, соответствующих требованиям международных экзаменов, готовящим постепенно к итоговой аттестации учащихся за курс начальной школы. Учебник получил положительные заключения РАО и РАН на соответствие федеральному государственному образовательному стандарту начального общего образования.

УДК 373.167.1:811.111  
ББК 81.2Англ-922

## Учебное издание

### Серия «Английский в фокусе»

**Быкова** Надежда Ильинична  
**Дули** Дженни  
**Пospelова** Марина Давидовна  
**Эванс** Вирджиния

## Английский язык

### 2 класс

### Учебник для общеобразовательных организаций с приложением на электронном носителе

Центр группы германских языков  
Руководитель Центра *В. В. Копылова*  
Зам. руководителя Центра по проектам *И. Н. Темнова*  
Руководитель проекта *Ю. А. Смирнов*  
Выпускающий редактор *М. А. Семичев*  
Редактор *Е. Р. Михальчук*  
Корректоры *Н. Д. Цухай*

Налоговая льгота — Общероссийский классификатор продукции ОК 005-93 - 953000. Изд.лиц. Серия ИД № 05824 от 12.09.01. Подписано в печать 17.04.13. Формат 60x90/8. Бумага мелованная. Гарнитура Прагматика. Печать офсетная. Уч.-изд. л. 21,53. Доп. тираж 20000 экз. Заказ 1459.

Открытое акционерное общество «Издательство «Просвещение». 127521, Москва, 3-й проезд Марьиной рощи, 41.

Express Publishing. Liberty House, New Greenham Park, Newbury, Berkshire RG19 6HW Tel.: (0044) 1635 817 363 Fax: (0044) 1635 817 463 e-mail: inquiries@expresspublishing.co.uk http://www.expresspublishing.co.uk

ОАО «Полиграфкомбинат им. Я.Коласа». ЛП № 02330/0150496 от 11.03.2009.  
Ул.Корженевского, 20, 220024, г. Минск, Республика Беларусь.

ISBN 978-5-09-030899-1

© Express Publishing, 2012  
© Издательство «Просвещение», 2012  
Все права защищены



# Contents

Let's Go!	p. 4
My Letters!	p. 6
Starter Module Me and My Family!	p. 18
Module 1 This is My House!	p. 26
Module 2 I Like Food!	p. 44
Module 3 Animals in Action!	p. 62
Module 4 In My Toy Box!	p. 80
Module 5 We Love Summer!	p. 98
Showtime!	p. 116
School Play!	p. 120
Activities on reader	p. 131
Spotlight on Russia	p. 136
First Steps to Reading	p. 140
My Letters - Phonetics	p. 145
Word List	p. 146



# Let's Go!

1  Спой песенку.



Hello, hello, everyone,  
I'm Nanny Shine, hello!  
Come in and get ready,  
Come on, everyone - let's go!

My name is Nanny Shine.  
Tell me. What's your name?  
My name is Nanny Shine.  
Nanny Shine's my name!

2 Поговори со своим одноклассником, используя образец.

Hello, I'm Nanny Shine. What's your name?

Hello, I'm Anna



3 Hello или Goodbye? Посмотри на картинки и скажи.

1



2



4 Поприветствуй одноклассников, как показано в образце.

Hello, Anna. How are you?






# My Letters!




1 Слушай и повторяй за диктором.



ant



bed



cat



dog



egg



flag



glass



horse



2 Спой песенку.



3 Посмотри на картинки и напиши первую букву в своей тетради.

1



\_ orse

2



\_ at

3



\_ nt

4



\_ gg

5



\_ lass

6



\_ lag

7



\_ og

8



\_ ed

# My Letters!



1 Слушай и повторяй за диктором.



ink



jug



kangaroo



lamp



mouse



nest



orange



pin



queen

2



Спой песенку.

3 Посмотри на картинку и прочти нужное слово.  
Напиши его в своей тетради.

1



a queen  
b pin

2



a dog  
b kangaroo

3



a ant  
b ink

4



a mouse  
b horse

5



a jug  
b orange

6



a lamp  
b flag

7



a ant  
b nest

8



a glass  
b jug

9




a bed  
b lamp



# My Letters!












Слушай и повторяй за диктором.







Спой песенку.

3 Перепиши слова в тетрадь, вставляя пропущенные буквы.

- |  |                       |  |                  |
|--|-----------------------|--|------------------|
| <p>1 </p>   | <p>w _ _ d _ w</p>    | <p>2 </p>  | <p>_ e _ t</p>   |
| <p>3 </p>   | <p>_ m _ _ e _ la</p> | <p>4 </p>  | <p>b _ x</p>     |
| <p>5 </p>   | <p>_ _ p</p>          | <p>6 </p>  | <p>s _ _ k _</p> |
| <p>7 </p>  | <p>t _ _ e</p>        | <p>8 </p> | <p>_ a _ h _</p> |
| <p>9 </p> | <p>_ _ b _ _ t</p>    |  |                  |

4 Прочитай слова и выбери правильный ответ.

- |  |                |                |                   |
|--|----------------|----------------|-------------------|
| <p>1 </p> | <p>a horse</p> | <p>b snake</p> | <p>c kangaroo</p> |
| <p>2 </p> | <p>a box</p>   | <p>b yacht</p> | <p>c jug</p>      |
| <p>3 </p> | <p>a mouse</p> | <p>b dog</p>   | <p>c rabbit</p>   |
| <p>4 </p> | <p>a glass</p> | <p>b vest</p>  | <p>c nest</p>     |

# Letter Blends!

1  Слушай и повторяй за диктором.



sheep

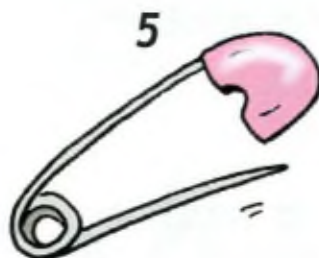



fish



ship

2 Перепиши слова в тетрадь, вставляя пропущенные буквы.



1 s \_ a \_ \_

2 \_ \_ rs \_

3 e \_ \_

4 \_ \_ \_ n

5 \_ \_ \_





3 Слушай и повторяй за диктором.

ch



chick



cheese

4 Какие картинки лишние?



# Letter Blends!

1  Слушай и повторяй за диктором.



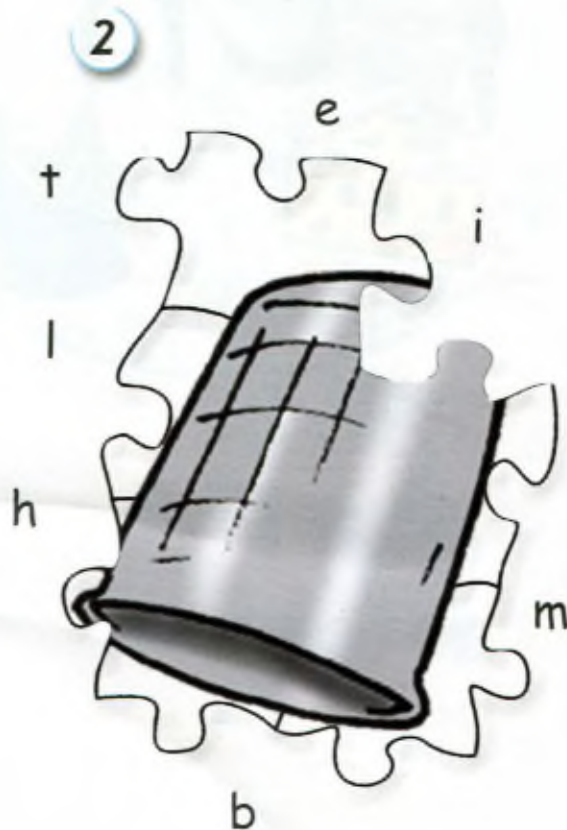
thumb




thimble

the, this

2 Составь слова и напиши их в тетради.



- 3  Слушай и повторяй за диктором.


р h



photo



dolphin




elephant

- 4 **f** или **ph**? Перепиши слова в тетрадь, вставляя пропущенные буквы.



1

f ish




2

dol \_ \_ in



3

\_ lag



4

ele \_ \_ ant



# Big and Small!

1  Слушай и повторяй за диктором.





# Hello!



Слушай и повторяй за диктором.



Larry



Lulu



Chuckles



Nanny Shine

2 Поговори со своим одноклассником, используя образец.



Hello, Larry! Hello, Lulu!

I'm Larry! This is my sister Lulu.





3 Спой песенку, сопровождая её движениями.



Hello, hello, hello,  
I'm Punch, hello, hello!  
Hello, hello, hello,  
I'm Judy, hello!

Hello, hello, hello,  
I'm Nanny Shine, hello!  
Hello, hello, hello,  
I'm Larry, hello!  
Hello, hello, hello,  
I'm Lulu, hello!



# Hello!



1 Прослушай диалог и прочитай его.




- 1 **Punch & Judy:** Hello, children!  
**Punch:** Hello, I'm Punch and this is my friend Judy.  
**Larry & Lulu:** Hello, Punch. Hello, Judy!
- 2 **Nanny:** Hello, I'm Nanny Shine!  
**Punch:** Hello, Nanny Shine!
- 3 **Larry:** Hello, I'm Larry and this is my sister Lulu!  
**Lulu:** Hello!  
**Punch & Judy:** Hello, Larry! Hello, Lulu!



2  Спой песенку, сопровождая её движениями.



Stand up, sit down,  
Keep moving!  
Stand up, sit down,  
Keep moving!  
Stand up, sit down,  
Keep moving,  
We're all at school today!





# My Family!

1  Слушай и повторяй за диктором.



mummy



daddy



grandma



grandpa

2 Поговори со своим одноклассником, используя образец.

This is my brother.



brother



daddy



mummy



grandma



grandpa

3

Прослушай диалог и прочитай его.



- 1 Lulu: Hello, Mummy!  
Larry: Hello, Daddy!
- 2 Mummy: Larry, Lulu, close your eyes!  
Larry & Lulu: OK.  
Daddy: Open your eyes now!
- 3 Grandma & Grandpa: Hello, Larry! Hello, Lulu!  
Larry: Grandma! Grandpa!  
Lulu: Nanny! This is Grandma and this is Grandpa!



# My Family!

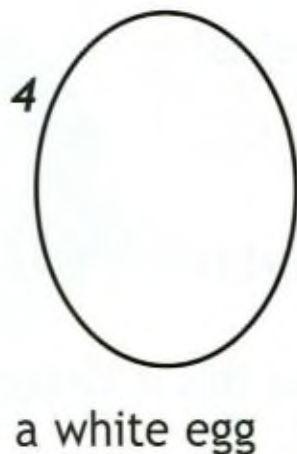
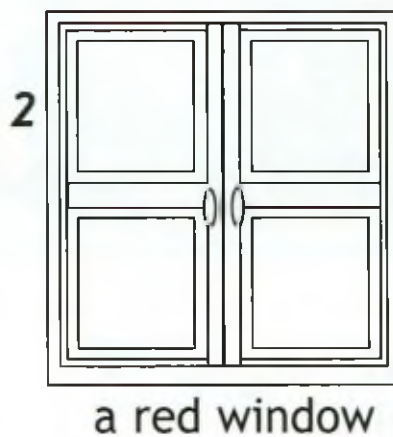


1 Слушай и повторяй за диктором.

## Colours



2 Перерисуй картинки в тетрадь и раскрась их.







3 Спой песенку, сопровождая её движениями.



Come and meet  
My family!  
Mummy, Daddy,  
My brother and me!

Come and meet  
My family!  
Mummy, Daddy,  
My sister and me!

Come and meet  
My family!  
Grandma and Grandpa  
Are coming for tea!



# 1 а

# My Home!

1  Слушай и повторяй за диктором.



tree house



chair



table



radio



bed

2 Поговори со своим одноклассником, используя образец.

What's this?


It's a radio!





3

Прослушай диалог и прочитай его.



- 1 Lulu: Grandma, Grandpa, look at our tree house!  
Grandpa: Oh, a red chair!  
Grandma: That's nice!
- 2 Larry: Look, Grandma! A yellow table!  
Grandma: Oh, yes! It's lovely!
- 3 Grandpa: What's this, Larry?  
Larry: It's a radio, Grandpa! Listen!

- 4 Прочитай диалог ещё раз  
и выбери правильный ответ.

- a Oh, a red chair!  
b Oh, a blue chair!





1b

1 Угадай, что изображено на картинках, и скажи, используя образец.



1 It's a ... .

2 Посмотри на картинку, прочитай слова и выбери правильный ответ.



3  Спой песенку, сопровождая её движениями.



In my tree house,  
In my tree,  
There are lots of colours  
for you to see!

Red and yellow,  
Green and blue!  
Lots of colours  
For me and you!

In my tree house,  
In my tree,  
There are lots of things  
for you to see!

A table, a chair,  
And a bed, you see,  
And a radio  
For you and me!





# 2

# Where's Chuckles?

1  Слушай и повторяй за диктором.



garden



bedroom



black/brown



kitchen



house

2 Поговори со своим одноклассником, используя образец.

Where's Mummy?



In the kitchen.





3



Спой песенку.

Where's Chuckles?

He's in the house!

Oh no! He's in the house!

Chuckles, come here!

Chuckles, come here!

Chuckles is in the house!

Where's Mummy?

She's in the kitchen!

Where's Daddy?

He's in the bedroom!



Прослушай диалоги и прочитай их.



- 1 Lulu: Chuckles, come here!  
 Larry: Oh no! He's in the house!  
 Lulu: Where's Mummy?  
 Larry: Look! Mummy's in the kitchen.
- 2 Larry: Where's Daddy?  
 Lulu: He's in the bedroom.  
 Larry: But where's Chuckles?  
 Lulu: Quick! Let's go!





# 3 a

## In the Bath!




1 Слушай запись и повторяй за диктором.



living room



bathroom



bath

2




Спой песенку, сопровождая её движениями.



This is my house,  
This is the door!  
The windows are clean,  
and so is the floor!

Outside there's a chimney,  
As tall as can be,  
With smoke that goes up,  
Come and see!

3  Прослушай диалог и прочитай его.



1 Larry: Is Chuckles in the living room?

Lulu: No, he isn't.

2 Larry: Is he in the kitchen?

Lulu: No, he isn't.

3 Lulu: Is he in the bedroom?

Larry: No, he isn't.

4 Larry: Is he in the bathroom?

Lulu: Yes, he is! Look! He's in the bath!

4 Прочитай диалог ещё раз и закончи предложение.

Chuckles is in the ... .



1  Давай поиграем!

I spy with my little eye something in the kitchen.



A red chair?



2  Слушай и повторяй за диктором.



A red hen in a green tree!

3 *le/* or *li/*? Перерисуй таблицу в тетрадь и заполни её.

<i>le/</i>	<i>li/</i>
...	...
...	...
...	...





#### 4 Давай сделаем домик!



#### 5 Спой песенку, сопровождая её движениями.

Footprints in the kitchen,  
Footprints in the hall,  
Footprints on the floor,  
Footprints on the wall!

Footprints in the living room,  
Footprints on the stairs,  
Footprints in the bedroom,  
Footprints on the chairs!

Footprints in the bathroom,  
But where is naughty Chuckles?  
Footprints in the bath,  
He's there with all the bubbles!



# Portfolio

Прочитай и напиши о своей спальне используя образец.

This is my bedroom: a blue chair, a red bed and a brown table.



## Gardens in the UK

In the UK people love their gardens. You can see a lot of nice things in them!



a bird house



a greenhouse



a garden gnome




## Make your own **BOX TELEPHONE**

### Materials:

- 2 matchboxes
- 2 paper clips
- a toothpick
- a long piece of string



1



2



3




4



# The TOWN MOUSE & The COUNTRY MOUSE

Country Mouse: Hello, Town Mouse.  
Welcome to my house!  
It's very small, but it's very nice.  
A lovely house  
For two small mice!



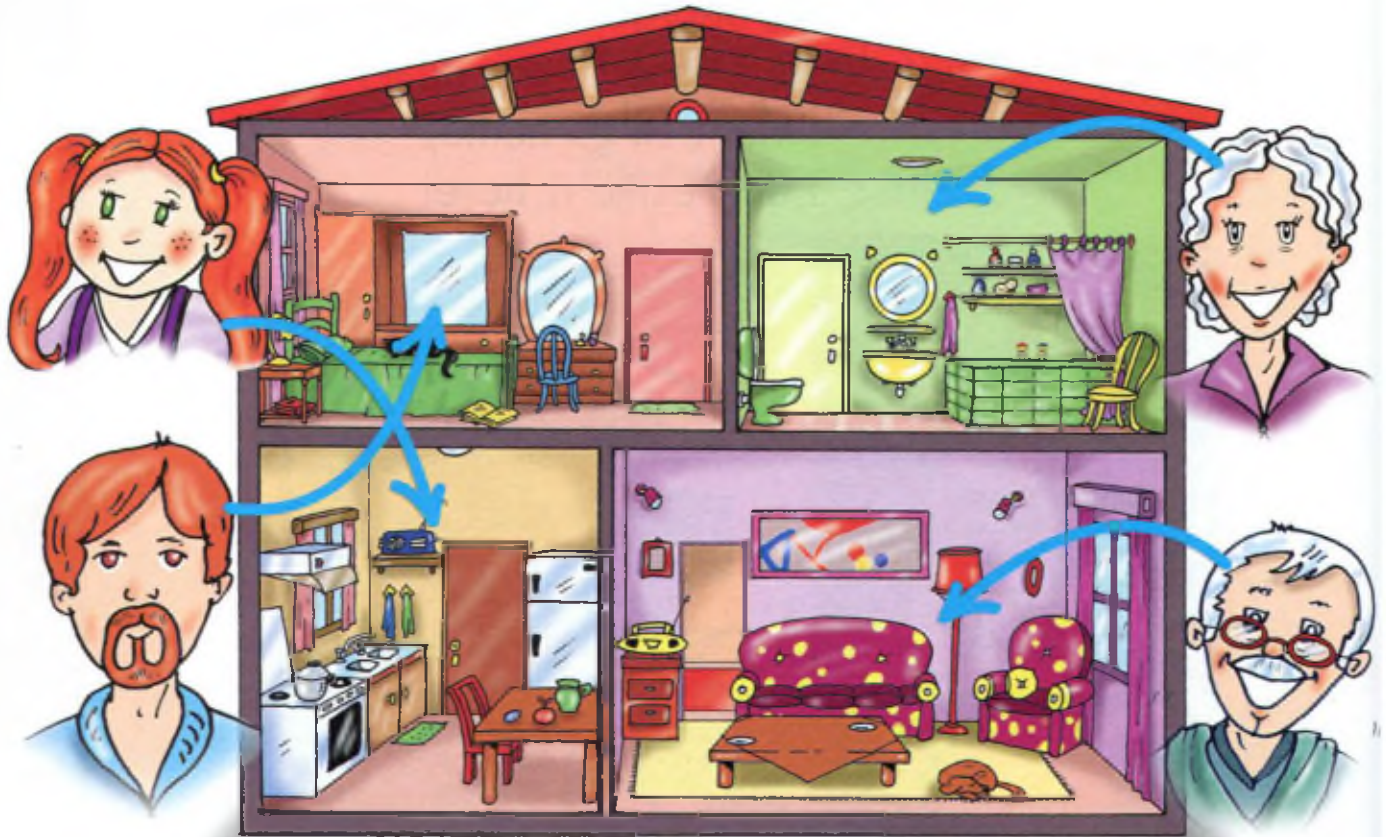
**Town Mouse:** Oh no! It's very bare!  
Where's the table?  
Where's the chair?  
No bedroom, no bathroom,  
No kitchen - oh, dear!  
I want to go home,  
I don't like it here!





# Now I know

- 1 Поговори со своим одноклассником, используя образец.



Where's Daddy?



He's in the bedroom.





2 Прочитай слова и выбери соответствующую им картинку.

1 garden



2 bathroom



3 living room



4 bedroom



3 Прочитай словосочетания и выбери правильный ответ.



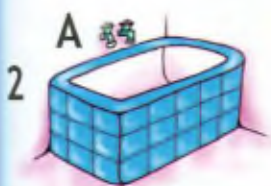
a black chair



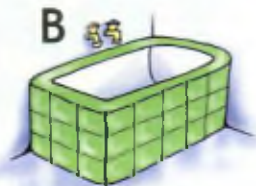
4



a yellow radio



a blue bath



5



a red bed



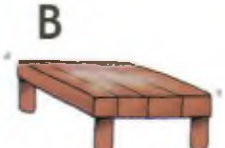
a green tree house



6



a brown table




# 4 a

# My Birthday!

1 

Слушай и повторяй за диктором.



candles



party



happy



sad

2

Поговори со своим одноклассником, используя образец



6

six



9

nine



7

seven



10

ten




8

eight





3 Прослушай диалог и прочитай его.



1 Man: You're happy today, Lulu!  
Lulu: Yes! It's my birthday!  
Man: How old are you today?  
Lulu: I'm five! Bye!  
Man: Happy Birthday!

2 Lulu: Hello, Nanny! Let's go into the house!  
Nanny: OK, dear!

3 Lulu: Where's Mummy? Where's Daddy? Where's  
Larry? Where's my birthday party?

4 Nanny: Don't be sad, Lulu! Let's go into the garden,  
dear!  
All: SURPRISE!

4 Прочитай диалог ещё раз и выбери правильный ответ.

How old is Lulu? a 5 b 7



1 Закончи предложения и прочитай их. Перепиши их в тетрадь.

1



He's ... .

2



He's ... .

3



It's a ... .

4



They are ... .

2 Прочитай, что говорят дети, и выбери правильный ответ.

I'm five/three!

1



I'm ten/one!

2



I'm six/seven!

6



I'm six/nine!

3



I'm nine/four!

5



I'm two/eight!

4



3  Спой песенку, сопровождая её движениями.

I'm happy today,  
It's my birthday!  
I'm happy, I'm happy today!

How old are you?  
I'm five today!  
I'm happy, I'm happy today!





# 5 a

# Yummy Chocolate!



1 Слушай и повторяй за диктором.




burgers




chips



apples



bananas




sandwiches

2 Поговори со своим одноклассником, используя образец.

What's your favourite food?



Chocolate, yummy!



3



Спой песенку.

One, two, three, four,  
Yummy chocolate,  
Give me more!

Five, six, seven, eight,  
My favourite food  
Is CHOCOLATE!





Прослушай диалог и прочитай его.



1 Lulu: This is a lovely party! Mmm, burgers! I like burgers!


2 Lulu: Chips too! Yummy! I like chips!

Larry: Look, Lulu! Sandwiches!

Lulu: Thank you, Larry!

3 Lulu: Oh, bananas! Thank you, Chuckles! I like bananas too!

2 Чем угощают на празднике? Прочитай диалог ещё раз и выбери правильный ответ.



3  Спой песенку, сопровождая её движениями.



Yummy, yummy chocolate,  
That's what I like!  
Chocolate on a biscuit,  
Chocolate on a cake!

I don't like eggs,  
And I don't like cheese!  
But yummy, yummy chocolate,  
Ooh, yes, please!







# My Favourite Food!



Слушай и повторяй за диктором.



ice cream



pizza



milk



orange juice



chocolate cake

2



Спой песенку, сопровождая её движениями.



Happy birthday to you,  
Happy birthday to you,  
Happy birthday, dear Lulu,  
Happy birthday to you!

3  Прослушай диалог и прочитай его.



- 1 Lulu: What's your favourite food, Nanny?  
Nanny: Well, my favourite food is pizza!
- 2 Larry: My favourite food is ice cream!  
Nanny: What's your favourite food, Lulu?  
Lulu: Well ...
- 3 Lulu: My favourite food is ... chocolate cake!  
Everyone: Happy birthday to you ...

4 Прочитай диалог ещё раз и закончи предложение.


Nanny's favourite food is ... .



1  Давай поиграем!

I like chips!

I don't like bananas!



2  Слушай и повторяй за диктором.

Candles on a chocolate cake!



3 /tʃ/ или /k/? Перерисуй таблицу в тетрадь и заполни ее.

/tʃ/	/k/
...	...
...	...
...	...
...	...



chips



cake



chese



chair




candle



chocolate

4 Давай сделаем открытку!



5




Спой песенку, сопровождая её движениями.

Hurry, hurry,  
Come and see!  
Today there's a party,  
Just for me!

With burgers, biscuits  
And bananas too!  
There's lots to eat  
For me and you!

Pizza, chips  
And sandwiches!  
And candles on a cake  
To make a wish!





# Portfolio

Прочитай и напиши о своей любимой еде, используя образец.

My favourite food is burgers and chips. Yummy!



## Food Favourites!



Here are some very popular dishes in the UK. Yummy!



Fish and chips



Kebab


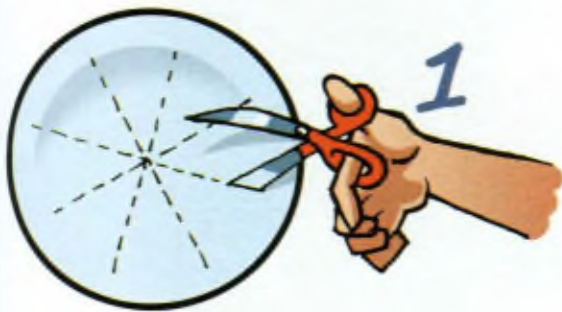



Curry

## Make your own **PARTY HAT**

### Materials:

- a paper plate
- coloured paper
- paint, markers, or crayons
- scissors
- glue





# The TOWN MOUSE & The COUNTRY MOUSE

**Country Mouse:** Come along, Town Mouse. Time to eat!

**Town Mouse:** But Country Mouse, where's the meat?

**Country Mouse:** Oh dear! No meat for me.

I'm a country mouse, you see.

I eat bread and cheese,

And honey from bees.



**Town Mouse:** Yuk, yuk! No, thank you!  
This place isn't pretty -  
Come with me,  
Let's go to the city!






# Now I know

1 Поговори со своим одноклассником, используя образец.

What's your favourite food?

Pizza, yummy!




2 Сосчитай свечи и выбери правильный ответ.

1



one/two

2




seven/nine

3



ten/eight

4



six/seven

5



three/five

6



four/six

3 Прочитай слова и выбери правильный ответ.



- egg
- eggs



- apple
- apples



- banana
- bananas



- burger
- burgers



- chip
- chips



- sandwich
- sandwiches

4 Прочитай слова и найди соответствующие им картинки.

1 **candles**

2 **ice cream**

3 **chocolate**

4 **pizza**

5 **sandwiches**

6 **party**






# 7 a

# My Animals!

1 Слушай и повторяй за диктором.



2 Поговори со своим одноклассником, используя образец.

I can jump like a frog.

I can jump too.



● run like a horse



● dance like a chimp




● sing like a bird



● swim like a fish

3 Прослушай диалог и прочитай его.



1 Larry: Nanny, look! A fish. I can swim too!  
Nanny: Well done, Larry!

2 Lulu: Nanny, look! A frog. I can jump too!  
Nanny: Well done, dear!

3 Nanny: Hurry, children! Food's ready.

4 Larry: Nanny, where's Chuckles?

4 Прочитай диалог ещё раз и составь предложения.

- 1 Larry can                    a jump.  
2 Lulu can                    b swim.



1 Прочитай слова, составь предложения и прочитай их.

1 frog



a sing

2 bird



b jump

3 chimp



c swim

4 fish



d run

5 horse



e dance

1 A frog can jump.

2 Что умеют делать дети? Посмотри на картинки и скажи, используя образец.




1 Larry can dance.

3



Спой песенку, сопровождая её движениями.



I can jump like a frog,  
Boing, boing!  
I can swim like a fish,  
Splish, splash, splish!  
I can jump and I can swim,  
I can dance and I can sing!  
And I can run and run and run  
Just like this!





# 8 a

# I Can Jump!

1 Слушай и повторяй за диктором.



climb



fly



boy



girl

2 Поговори со своим одноклассником, используя образец.

Can you jump?



Can you fly?

Yes, I can.



No, I can't.



3



Спой песенку.

I can jump,  
I can run,  
I can climb out in the sun!

I can jump,  
I can run,  
I can swim out in the sun!





1



Прослушай диалог и прочитай его.



- 1 Larry: Chuckles!  
Lulu: Chuckles, where are you?
- 2 Larry: Look! There's Chuckles in the tree!  
Lulu: Can you climb the tree, Larry?  
Larry: No, I can't.
- 3 Lulu: Look! Who's that?  
Larry: Ha, ha! It's a girl chimp.
- 4 Lulu: Look, Nanny! Two chimps. A boy and a girl.  
Larry: Yes, Chuckles and Cherry! Ha, ha.  
Nanny: Oh dear!

**2** Прочитай диалог ещё раз и выбери правильный ответ.


Larry can/can't climb the tree.

3  Спой песенку, сопровождая её движениями.

Can you fly?  
Can you fly?  
Can you fly?  
No, I can't!

Can you climb?  
Can you climb?  
Can you climb?  
Yes, I can!

Can you climb like a chimp?  
Can you fly like a bird?  
Can you climb?  
Yes, I can!  
Can you fly?  
No, I can't!





# At the Circus!

1  Слушай и повторяй за диктором.



clown



circus



magician

swing

2  Спой песенку, сопровождая её движениями.

At the circus  
In the town,  
There's a very funny clown!  
The clown can run,  
And the clown can jump,  
Run and jump all day,  
Hey!

At the circus  
In the town,  
There's a very funny chimp!  
The chimp can climb,  
And the chimp can swing,  
Climb and swing all day,  
Hey!



3

Прослушай диалог и прочитай его.





- 1 Larry: Wow, the circus! Look, a clown.  
Lulu: Cherry, Cherry, where are you?  
Magician: Cherry, Cherry, where are you?
- 2 Nanny: Cherry's here!  
Magician: Oh, thank you! Do you want to come to the circus today?  
Larry & Lulu: Ooh, yes, please!
- 3 Magician: Now, boys and girls! Look at Cherry. And...  
Abracadabra, Alacazam! Look!
- 4 Nanny: Bravo! Bravo!

4 Прочитай диалог ещё раз и выбери правильный ответ.

Now, boys and girls, look at ...      a Chuckles.    b Cherry.



1  Давай поиграем!



2  Слушай и повторяй за диктором.

The bird can sing and the girl can swing!



3 /ɪ/ или /ɜ:/? Перерисуй таблицу в тетрадь и заполни её.

/ɪ/	/ɜ:/
...	...
...	...



girl



chimp



bird



fish

4 Давай сделаем маску!



5  Спой песенку, сопровождая её движениями.



I'm a horse! I'm a horse!  
And I can jump, of course!  
Look at me! Look at me!

I'm a cat! I'm a cat!  
And I can climb like that!  
Look at me! Look at me!

I'm a fish! I'm a fish!  
And I can swim, splish, splish!  
Look at me! Look at me!

I'm a chimp! I'm a chimp!  
And I can climb and swing!  
Look at me! Look at me!



# Portfolio

Прочитай и напиши, что ты умеешь делать, используя образец.



I can sing and I can dance.  
I can jump like a frog too!



## Crazy about Animals!



People in the UK love animals, especially cats and dogs.

Meow!



cat

Popular names for cats are: Fluffy, Sam, Kitty, Smokey and Tiger!

Woof!

Popular names for dogs are: Blackie, Max, Patch, Prince, Lucky and Spot!



dog

## Make your own **A FISH BOWL YOU CAN EAT!**

### Materials:

- blue/green jelly
- fish gums (or any other gums)
- clear plastic cups





# The TOWN MOUSE & The COUNTRY MOUSE

Town Mouse: Look at my living room!  
Look at my chair!  
And look at the table over there!



Country Mouse: Oh my! Lots of food -  
It all looks so good!

Town Mouse: Burgers and chips  
And milk and ice cream.

Country Mouse: Oh, this can't be real,  
It must be a dream!





# Now I know

1 Поговори со своим одноклассником, используя образец.



2 Перепиши слова в тетрадь, вставляя пропущенные буквы.



**3** Прочитай предложения, вставляя пропущенные слова.



Bob



Chuckles



Alan



Sam

1 ... can dance.

2 ... can sing.

3 ... can swing.

4 ... can run.

**4** Прочитай вопросы, посмотри на картинки и скажи, что ответят дети.

1



2



3



4



5



1 Can you swim? Yes, I can./No, I can't.

2 Can you climb? Yes, I can./No, I can't.

3 Can you run? Yes, I can./No, I can't.


4 Can you jump? Yes, I can./No, I can't.

5 Can you sing? Yes, I can./No, I can't.



# My Toys!

1 Слушай и повторяй за диктором.



2 Поговори со своим одноклассником, используя образец.

Where's the teddy bear?

It's on the table.



3

Прослушай  
диалог  
и прочитай его.



1 Nanny: Oh, dear, Chuckles! What's the matter?  
Lulu: He can't find his teddy bear. Nanny, where's his teddy bear?  
Nanny: I don't know.

2 Lulu: Is it under the table?  
Larry: No, it isn't!  
Lulu: Oh, where is it?

3 Lulu: Is it on the shelf?  
Larry: No, it isn't.



4 Nanny: What about the toy box? Is it in the toy box?  
Larry: Oh, look! My toy soldier!  
Lulu: And look! My ballerina!  
Nanny: But what about Chuckles' teddy bear?

4 Прочитай диалог ещё раз и скажи, чьи это игрушки.

1 Larry

2 Lulu

3 Chuckles

a ballerina

b teddy bear

c toy soldier



1 Прочитай слова, составь предложения и скажи, что изображено на картинках.

1 teddy bear


2 toy soldier

3 ballerina




1 It's a ... .


2 Прочитай предложения, выбирая нужный предлог.



The teddy bear is on in the toy box.



The teddy bear is on under the table.



The teddy bear is under on the shelf.

3  Спой песенку, сопровождая её движениями.



Toys for me,  
Toys for you,  
Toys for everyone!  
A pink ballerina,  
A blue toy soldier!  
We're all having fun!

Toys for me,  
Toys for you,  
Toys for everyone!  
A brown teddy bear,  
A yellow doll!  
We're all having fun!





# 11 a

## She's got blue eyes!



1 Слушай и повторяй за диктором.



dark hair



nose



eyes



mouth



ears

2 Поговори со своим одноклассником, используя образец.

I've got green eyes!



I've got blue eyes.



3



Спой песенку.

I've got two eyes,  
A mouth and a nose!  
I've got two feet,  
But I haven't got toes!  
Two hands, two ears,  
And lots of hair!  
What am I?  
I'm · teddy bear!





Прослушай диалог и прочитай его.



- 1 **Lulu:** Nanny, look at my ballerina! She's got blue eyes!  
**Nanny:** Yes, she's very pretty!
- 2 **Larry:** Look at my toy soldier! He's got dark hair!  
**Nanny:** Oh, yes. He's wonderful! But what about Chuckles' teddy bear?
- 3 **Larry:** Chuckles, what have you got? Is it your teddy bear?  
**Lulu:** Oh, clever Chuckles!
- 4 **Larry:** Oh no! Look at the teddy bear!  
**Nanny:** Oh, Chuckles! Don't be sad!

**2** Прочитай диалог ещё раз и вставь пропущенные слова.

1 My ballerina's got ... eyes.

2 My toy soldier's got ... hair.

3



Спой песенку, сопровождая её движениями.



In my toy box  
I've got a teddy bear,  
And a ballerina  
With long dark hair!

In my toy box  
I've got a soldier too!  
I've got lots of toys  
For me and you!

Look in my toy box,  
Come and see!  
Toys for you,  
Toys for me!





# 12 a

# Teddy's Wonderful!



1 Слушай и повторяй за диктором.



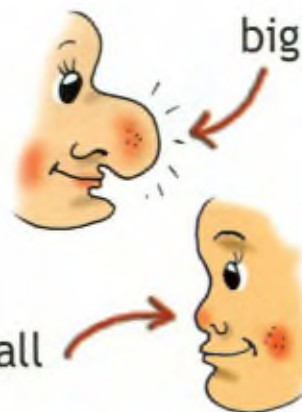
fair hair



puppet



jack-in-the-box



small

2



Спой песенку, сопровождая её движениями.



Of all the toys  
In my toy box,  
My favourite toy  
Is jack-in-the-box!  
He can roll up in a ball,  
He can look very small!  
Then one-two-three,  
As quick as can be,  
He can jump right up  
As big as me!

3

Прослушай диалог и прочитай его.




- 1 Larry: Oh no! Teddy hasn't got any eyes!  
Nanny: Yes, he has!
- 2 Nanny: He's got two big eyes.  
Lulu: But look, Nanny! He hasn't got a nose!  
Nanny: Yes, he has! He's got a small black nose.
- 3 Larry: Oh, now Teddy's wonderful!  
Lulu: Now Chuckles is very happy. Thank you, Nanny!  
Larry: Thank you, Nanny!


4 Прочитай диалог ещё раз и вставь пропущенные слова.

- 1 He's got two ... eyes.  
2 He's got a ... black nose.



1  Давай поиграем!

It's got dark hair, a big nose, a big mouth and small ears.



The puppet!

2  Слушай и повторяй за диктором.

A happy y teddy y with a yellow yoyo!



3 /i/ или /j/? Перерисуй таблицу в тетрадь и заполни её.

/i/	/j/
...	...
...	...



happy



yacht



yellow



teddy

4 Давай сделаем бумажную куклу!



5 Спой песенку, сопровождая её движениями.



Ten little puppets sitting on a wall,  
 Ten little puppets sitting on a wall,  
 And if one little puppet falls off the wall,  
 There'll be nine little puppets sitting on a wall!

Nine little puppets sitting on a wall,  
 Nine little puppets sitting on a wall,  
 And if one little puppet falls off the wall,  
 There'll be eight little puppets sitting on a wall!

.....

Two little puppets sitting on a wall,  
 Two little puppets sitting on a wall,  
 And if one little puppet falls off the wall,  
 There'll be one little puppet sitting on a wall!

One little puppet sitting on a wall,  
 One little puppet sitting on a wall,  
 And if one little puppet falls off the wall,  
 There'll be no little puppets sitting on a wall!



# Portfolio

Прочитай и напиши о своей любимой игрушке, используя образец.



Look at my toy soldier. It's got two eyes, a nose and a mouth. It's got dark hair too. My toy soldier is very nice!




## Teddy Bear Shops



In Great Britain children love teddy bears! You can see all kinds of teddy bears: big and small and all different colours. Some teddy bears wear clothes and hats too. They're very cute!



## Pip, Squeak, Wilfred!



Pips, toy soldiers!






# The TOWN MOUSE & The COUNTRY MOUSE

Town Mouse: Come on, Country Mouse,  
It's great in my house!  
There's plenty to eat.  
Here, please take a seat!



**Country Mouse:** Help me! Oh, help me!  
The dog wants its tea!  
It doesn't want burgers,  
It wants to eat me!





# Now I know

1 Поговори со своим одноклассником, используя образец.

Where's the teddy bear?



It's in the toy box.



2 Прочитай предложения, выбирая нужное слово.



She's got **dark** hair.  
**fair**



He's got **small** ears.  
**big**





It's got a **big** nose.  
**small**




She's got **blue** eyes.  
**brown**

3 Прочитай слова и подбери соответствующие картинки.



4 Прочитай предложения и подбери соответствующие картинки.





# 13 a

# My Holidays!

1 

Слушай и повторяй за диктором.



It's sunny!



It's hot!



It's raining!



jacket



coat



take off



put on



shorts



hat

2 Поговори со своим одноклассником, используя образец.



your hat



your jacket



your shorts



your coat



3 Прослушай диалог и прочитай его.



- 1 **Larry:** It's sunny today! Can we go in the boat, Nanny?  
**Nanny:** Of course! We're on holiday!  
**Larry:** Look! I'm wearing my hat!  
**Lulu:** Oh, Chuckles! Take off your jacket! It's hot today!
- 2 **Larry:** I love summer holidays.  
**Lulu:** I love boats.  
**Nanny:** Yes, this is a lovely holiday.
- 3 **Larry:** Oh no! What's that?  
**Nanny:** Oh dear! It's raining! Lulu, put on your hat.  
**Lulu:** Nanny, what can we do now?  
**Larry:** Nanny! Look at our boat!  
**Lulu:** Oh, Nanny! HELP!!

4 Прочитай диалог ещё раз и вставь пропущенное слово.

Chuckles, take off your ...!



1 Прочитай предложения и подбери соответствующую картинку.



a It's sunny!



b It's hot!



c It's raining!

2 Прочитай предложения и закончи их.

1

It's hot today. I'm wearing my green



...!

2

Look! He's wearing his blue



...!

3

Look! She's wearing her red



...!

3  Спой песенку, сопровождая её движениями.



It's hot today,  
Put on your hat!  
Take off your jacket,  
It's hot!



It's raining, it's raining,  
Put on your coat!  
It's raining cats and dogs!

It's sunny today,  
I'm wearing my hat!  
It's sunny,  
It's sunny today!

It's raining, it's raining,  
I'm wearing my jacket.  
So can I go out to play?





# 14 a

## It's Windy!



Слушай и повторяй за диктором.



It's windy!



It's cold!



island



socks

T-shirt



jeans



shoes



skirt

2 Поговори со своим одноклассником, используя образец.

What's the weather like?



It's cold!



3





Спой песенку.



Close your eyes,  
Count one, two, three,  
Come to my magic island with me!  
It's hot, it's cold, it's windy too,  
It's a magic island,  
Just for you!  
Close your eyes,  
Count one, two, three,  
The magic word is  
Riddle-dee-dee!



1  Прослушай диалог и прочитай его.



- 1 Larry: Oh, it's windy now! It's cold!  
Lulu: Oh, Nanny! Please help!
- 2 Nanny: Don't worry, children. Close your eyes!
- 3 Nanny: Alright! Open your eyes now.  
Larry: Wow! What's that?  
Lulu: It's an island!  
Nanny: Yes! It's a magic island.  
Larry & Lulu: Oooh!

2 Прочитай диалог ещё раз и выбери правильный ответ.

Look! a A garden!  
b An island!



3



Спой песенку,  
сопровождая её  
движениями.

14b



I'm wearing my jeans  
And my favourite T-shirt!  
I'm wearing my hat  
And my favourite skirt!  
I'm wearing my jacket,  
I'm wearing my coat,  
We're sailing away  
In our sailing boat!  
Take off your socks,  
Take off your shoes,  
We're sailing away  
On a magic cruise!





# A Magic Island!

1  Слушай и повторяй за диктором.



flowers



music



summer



winter



autumn



spring

2  Спой песенку, сопровождая её движениями.

We're on our summer holiday,  
We're having lots of fun!  
We're on our summer holiday,  
We're playing in the sun!

We love summer,  
We love the sun!  
We love summer,  
It's lots and lots of fun!

We're on our summer holiday,  
We're playing in the sea!  
We're on our summer holiday,  
We're happy as can be!



3

Прослушай диалог  
и прочитай его.



- 1 Lulu: Wow! This is a magic island!  
Larry: Look at the trees! Look at the flowers!
- 2 Lulu: What's that?  
Larry: It's music, of course!  
Nanny: Let's go and see!
- 3 Woman: Aloha! Welcome!  
Larry: A party! Great!  
Lulu: Let's dance.
- 4 Larry/Lulu: We're on our summer holiday, we're having lots of fun! We're on our summer holiday, we're playing in the sun!

4 Прочитай диалог ещё раз и вставь пропущенное слово.

Larry and Lulu are on their ... holiday!



1  Давай поиграем!

He's wearing a yellow T-shirt!



He's wearing a red T-shirt!



2  Слушай и повторяй за диктором.

The Kangaroo King is wearing a jacket and socks.



3 **с, ck или k?** Перерисуй таблицу в тетрадь и заполни её.

/k/		
с	к	ck
...	...	...
...	...	...
...	...	...



coat



jacket



king



sock



candle



kangaroo



chick



cat

4 Давай оденем Ларри и Лулу!



5  Спой песенку, сопровождая её движениями.

Set sail with us,  
Join us, please!  
Set sail with us for English!  
Set sail with us  
Upon the sea  
And swim with all the starfish!

We love to sing,  
We love to play,  
We love to talk together!  
Set sail with us,  
Set sail today  
And be our friend forever!

We've got some rhymes  
And stories, too,  
We've got lots of things to do!  
So get on board,  
Set sail today!  
We're waiting here for you!





# Portfolio

Прочитай и напиши о себе, используя образец.



This is me on my summer holiday. I'm wearing shorts, a T-shirt and a hat. It's hot today.



**Beautiful Cornwall!**





A lot of people go to Cornwall on holiday. It's in the southwest of Britain. The beaches there are wonderful. It's a great place for a holiday!



## Make A SUNDIAL

### Materials:


- scissors
- 2 pieces of cardboard
- a pencil
- a ruler
- glue
- a pair of compasses
- a watch






# The TOWN MOUSE & The COUNTRY MOUSE

Country Mouse: I don't like it here!  
I want my nice house.  
This is no place  
For a country mouse!



**Country Mouse:** My house is small,  
And a little bit shabby.  
But I like it here,  
I'm very happy!  
I don't like the town,  
I don't like the dogs.  
I'm staying at home  
With the ants and the frogs!



**The End**



# Now I know

- 1 Поговори со своим одноклассником, используя образец.



- 2 Прочитай слова и подбери соответствующую им картинку.



3 Прочитай слова и подбери соответствующие им картинки.



skirt - 2  
shoes - ...  
jeans - ...

shorts - ...  
T-shirt - ...  
jacket - ...

4 I'm, He's или She's?

I'm wearing my yellow T-shirt!



... wearing her red skirt!



... wearing his green shoes!



... wearing my blue jeans!



# Showtime!




Спой песенку, сопровождая её движениями.

Eat your eggs  
And drink your juice,  
Today it's showtime, folks!  
Put on your hat  
And socks and shoes,  
Today it's showtime, folks!


It's showtime,  
Boys and girls,  
It's time to dance and sing!  
It's showtime,  
Boys and girls,  
My very favourite thing!

Get your costume,  
Hurry, let's go!  
Today it's showtime, folks!  
Please, don't forget  
To watch our show!  
Today it's showtime, folks!



2

Прослушай диалог  
и прочитай его.



1 Nanny: Larry, eat your eggs! Lulu, drink your orange juice.

Lulu: Is it showtime yet, Nanny?

Nanny: Not yet. Tonight, Lulu!

2 Larry: Hooray, hooray. Showtime today!

Lulu: I like showtime. It's my favourite day! I'm happy today!

3 Nanny: Agh! What's that?

Larry: It's a big bear!

4 Lulu: That's not a bear! It's Chuckles!

Larry: Ha, ha! Chuckles is wearing my teddy bear costume!

3

Перечитай диалог и закончи предложение.

Chuckles is wearing my teddy bear ... !



# Showtime!



Спой песенку, сопровождая её  
нужными движениями.



Teddy bear, teddy bear,  
Turn around!

Teddy bear, teddy bear,  
Touch the ground!

Teddy bear, teddy bear,  
Climb the stairs!

Teddy bear, teddy bear,  
Say your prayers!


Teddy bear, teddy bear,  
Turn off the lights!

Teddy bear, teddy bear,  
Say goodnight!



Goodnight and Goodbye!!!



2  Прослушай диалог и прочитай его.



1 **Larry:** There's Mummy! There's Daddy! But where's Chuckles?

**Lulu:** Nanny, we want Chuckles!

2 **Lulu:** Oh, Chuckles! You're here!

**Nanny:** Now, Chuckles. Sit here and be good!

3 **Larry & Lulu:** Teddy bear ,teddy bear, turn around...  
Teddy bear, teddy bear, say goodnight!

4 **All:** We want Chuckles! We want Chuckles!

**Larry:** Here's Chuckles! Goodnight!

**Lulu:** Chuckles says goodbye, everyone!

**All:** Bravo! Bravo!

3 Прочитай диалог ещё раз и выбери правильное слово.

Chuckles says hello/goodbye!



The background of the cover is a deep blue night sky. A bright blue comet streaks diagonally from the upper left towards the lower right. In the upper right, there is a vibrant, multi-colored spiral galaxy. Scattered throughout the sky are numerous stars of varying sizes and colors, including bright yellow and white ones with prominent diffraction spikes.

School Play


*Starlight*

# Starlight

act 1



**Child 1:** Star light, star bright,  
First star I see tonight.  
I wish I may, I wish I might,  
Have the wish I wish tonight!  
Oh! I wish my toys were alive!



**Teacher:** At midnight in the playroom,  
When everyone's asleep,  
Out come all the toys  
And around the room they creep!  
The ballerina points her toes  
And dances one-two-three!

The jack-in-the-box jumps up  
and down  
And shouts 'Hey, look at me!'

The teddy bears have a picnic,  
The dolls pour out the tea,

The soldier marches one-two-three

And the puppet shouts 'Yippee!'







# Starlight

act 1



All: Toys for me,  
Toys for you,  
Toys for everyone!  
A pink ballerina,  
A blue toy soldier,  
We're all having fun!

Toys for me,  
Toys for you,  
Toys for everyone!  
A brown teddy bear,  
A yellow doll,  
We're all having fun!



# Starlight

## act 2



Child 2: Star light, star bright,  
First star I see tonight.  
I wish I may, I wish I might,  
Have the wish I wish tonight!  
Oh, my wish is for a big  
birthday party!




Child 2: Hurry, hurry, come and see,  
Today there's a party  
Just for me!

Child 3: With burgers and biscuits  
And bananas too!

Child 4: There's lots to eat  
For me and you!

Child 3: Pizza and chips  
And sandwiches!

Child 4: And candles on a cake  
To make a wish!








# Starlight

act 2



Children: Hooray! Happy Birthday!

Child 3: Look - I've got a present for you.

Child 2: What is it?

Child 3: It's chocolate!

Children: Yummy, yummy chocolate!

Yummy, yummy chocolate,  
That's what I like!  
Chocolate on a biscuit,  
Chocolate on a cake!  
I don't like eggs  
And I don't like cheese!  
But yummy, yummy chocolate,  
Ooh, yes, please!



# Starlight

act 3



**Child 5:** Star light, star bright,  
First star I see tonight.  
I wish I may, I wish I might,  
Have the wish I wish tonight!  
I wish I had a tree house!



**Child 5:** In my tree house,  
In my tree,  
There are lots of colours  
For you to see!

**Child 6:** Red and yellow,  
Green and blue!  
Lots of colours  
For me and you!



**Child 5:** In my tree house,  
In my tree,  
There are lots of things  
For you to see!

**Child 7:** A table, a chair,  
And a bed, you see,  
And a radio  
For you and me!





# Starlight

act 3



**Child 6:** Is this your house?

**Child 5:** Yes, it is!


**Child 6:** It's great!

**All join in:** This is my house,  
This is the door!  
The windows are clean,  
And so is the floor!  
Outside there's a chimney,  
As tall as can be,  
With smoke that goes up,  
Come and see!

**Child 7:** Look, footprints - footprints everywhere!

**All:** Footprints in the kitchen,  
Footprints in the hall,  
Footprints on the floor,  
Footprints on the wall!

Footprints in the living room,  
Footprints on the stairs,  
Footprints in the bedroom,  
Footprints on the chairs!



# Starlight

act 4



Footprints in the bathroom,  
But where is naughty Chuckles?  
Footprints in the bath,  
He's there with all the bubbles!

All: Oh, Chuckles!

## Act 4

Child 8: Star light, star bright,  
First star I see tonight.  
I wish I may, I wish I might,  
Have the wish I wish tonight!  
I wish I had lots of animals!



Horse: I'm a horse! I'm a horse!  
And I can jump, of course!  
Look at me! Look at me!

Cat: I'm a cat! I'm a cat!  
And I can climb like that!  
Look at me! Look at me!

Fish: I'm a fish! I'm a fish!  
And I can swim, splish, splish!  
Look at me! Look at me!

Chimp: I'm a chimp! I'm a chimp!  
And I can climb and swing!  
Look at me! Look at me!







# Starlight

act 4



**Child 8:** Hey, come on! Let's go to the circus.

**All:** At the circus  
In the town,  
There's a very funny clown!  
The clown can run,  
And the clown can jump,  
Run and jump all day, hey!

At the circus  
In the town,  
There's a very funny chimp!  
The chimp can climb,  
And the chimp can swing,  
Climb and swing all day, hey!



# Starlight

act 5



**Child 9:** Star light, star bright,  
First star I see tonight.  
I wish I may, I wish I might,  
Have the wish I wish tonight!  
I wish I had a sailing boat!



**Child 10:** I'm wearing my jeans  
And my favourite T-shirt!

**Child 11:** I'm wearing my hat  
And my favourite skirt!  
I'm wearing my jacket.

**Child 12:** I'm wearing my coat.

**All:** We're sailing away  
In our sailing boat!  
Take off your socks,  
Take off your shoes,  
We're sailing away  
On a magic cruise!



**Child 9:** Come on, everybody! Let's set sail!





# Starlight

act 5



All: Set sail with us,  
Join us, please!  
Set sail with us  
For English!  
Set sail with us  
Upon the sea  
And swim with all the starfish!

We love to sing,  
We love to play,  
We love to talk together!  
Set sail with us,  
Set sail today  
And be our friend forever!

We've got some rhymes  
And stories too,  
We've got lots of things to do!  
So get on board,  
Set sail today!  
We're waiting here for you!



# The End


# Activities Module 1

## The Town Mouse & The Country Mouse

1 Соотнеси слова с картинками.



- a a bare room
- b two mice
- c a town
- d a small house



2 Закончи предложение и перепиши его в тетрадь.



Dear ... Mouse,  
Please come to my ... . It's very nice.  
Lots of love,  
Country ...



# Activities Module 2

## The Town Mouse & The Country Mouse

1 Соотнеси слова с картинками.



a honey

b bread

c cheese

d meat

2 Перепиши предложения в тетрадь, вставляя в слова недостающие буквы.

I like b..., c... and h... . I don't like m... .



# Activities Module 3

## The Town Mouse & The Country Mouse

1 Соотнеси слова с картинками.

1 living room



2 chips



3 chair



2 Прочитай текст, закончи предложения и нарисуй спальню городского мышонка.



This is Town Mouse's bedroom. Look! There's a big ... and a lovely ... .

There's a nice ... in his bedroom too.



# Activities Module 4

## The Town Mouse & The Country Mouse

1 Прочитай предложения, вставляя соответствующее слово.

- 1 He's got ... eyes.
- 2 He's got a ... nose.
- 3 He's got ... ears.



2 Прочитай предложения, выбирая нужный предлог.



Where's the dog?  Under  On the table.



Where's the bed?  In  On the bedroom.



Where's the mouse?  Under  On the table.


# Activities Module 5

## The Town Mouse & The Country Mouse

1 Посмотри на картинки и подбери правильные названия.




a frogs



b a shabby house

c ants



d bees



2 Сделай табличку для своего дома.





## 1. Gardens in Russia

In Russia people have got gardens in the village and in their country houses. In the garden they grow vegetables, fruits and flowers.



a country house



fruits



vegetables




flowers

## 2. Typical Russian Food

In Russia people love ...



pirozhki (pies)



okroshka



borshch



pelmeni (dumplings)

Children's favourite food is chicken, chips, pizza, burgers, cakes, ice cream and fruits.

### 3. Pets in Russia



Cats and dogs are very popular pets in Russia. This is Alyosha's story about his pet. Timka is a sheepdog. She is 2. She is very clever and can do a lot of things.



She can say "Hello!"



She can lie down.



She can sit.



She can stand.



She can dance.



She can swim.



She can jump.



Timka's medals



## 4. Old Russian Toys

In the pictures you can see traditional Russian wooden toys. People from other countries like to take these toys home as souvenirs.



a horse



a cook



matryoshka dolls

# 5. Holidays in Russia



Russia is a very big country. In summer it is very hot in the south and it is warm or cool in the north.

At holiday time children can go to the country, to the sea or to camp.

At the seaside



swim

At camp



sing songs

In the country



pick vegetables and fruits



# First Steps to Reading

## 1 Работа в парах. Прочитайте слова друг другу.


/æ/ cat, fat, hat, bat, cap, black, can, hand, man, Dan, and, have, ant, has, Pam

/eɪ/ cake, snake, lake, plane, Jane, name, plate, Dave

## 2 Работа в парах. Прочитайте друг другу слова, словосочетания и предложения.

/ɪ/ milk, pink, Kim, sit, big, swim, rich, is, sister, kitten, little, listen

/aɪ/ bike, like, Mike, kite, write, white, fine, nine, ride, drive, five, ice, I, hi



## 3 Работа в парах. Прочитайте слова друг другу.

/i:/ we, me, be, he, she, Pete

/e/ zebra, seven, desk, men, ten, pen, hen, red, bed, wet, egg, leg, dress, elf, Ken

**4** Работа в парах. Прочитайте друг другу слова, словосочетания и предложения.

/aɪ/ fly, sky, bye, my

/ɪ/ baby, teddy, pretty, family

/aɪ/ - /ɪ/

my kite  
my pink kite  
fly my pink kite  
I like to fly my pink kite.

/ɪ/

a baby  
a little baby  
a pretty little baby  
Bye, pretty little baby.



**5** Работа в парах. Прочитайте слова друг другу.

/əʊ/ home, bone, rose, go, ghost, rope, nose, no, Tony

/ɒ/ frog, dog, stop, hot, got, on, Donna



# First Steps to Reading

**6** Работа в парах. Прочитайте друг другу слова, словосочетания и предложения.

/ju:/ pupil, cute, computer, use,  
student, music

/ʌ/ nut, but, drum,  
sun, fun, run,  
bus, cup, jump,  
puppy, rubber,  
Russia



/ju:/  
my computer  
on my computer  
play on my computer  
I like to play on my computer.

/ʌ/  
a puppy  
a funny puppy  
run, funny puppy  
Run home, funny puppy.

**7** Работа в парах. Прочитайте слова и текст друг другу.

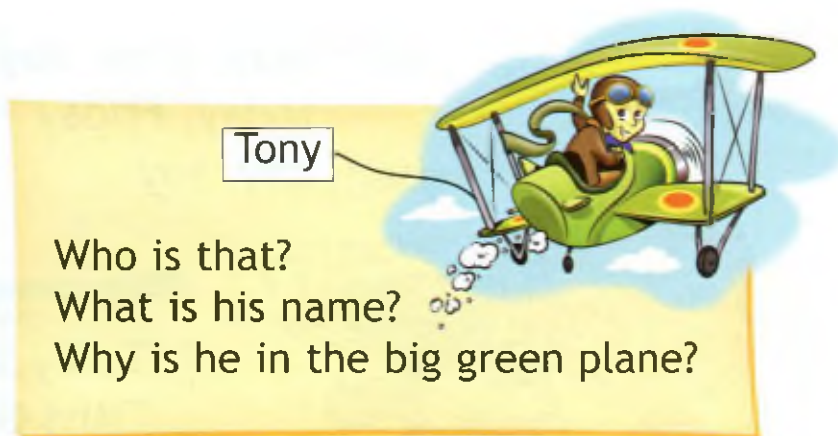
/i:/ bee, tree, feet, deep, feel, sweets,  
green, queen, eat, meat, team, read,  
jeans, peas, please



My name is Pete.  
I am nine.  
I have got a dog.  
My dog is funny.  
He likes bones and sweets.

## 8 Работа в парах. Прочитайте слова и вопросы друг другу.

/ð/ mother, brother,  
with, this, they,  
then, that, the  
/θ/ teeth, thanks,  
three, think  
/w/ whale, white,  
when, why, what  
/h/ who



## 9 Работа в парах. Прочитайте слова и предложения друг другу.

/ʃ/ ship, she, shell, shine, shop, fish, wish; She sells sea shells by the sea.  
/f/ phone, dolphin, elephant; Seven elephants and five dolphins.  
/tʃ/ cheese, chips, chimp, chin, cherry, chocolate, beach, teacher; Can I have a cherry on my chocolate cake?

## 10 Работа в парах. Прочитайте слова и текст друг другу.

/ŋ/ king, sing, ring,  
song, strong,  
long, going,  
jungle  
/k/ socks, clock,  
duck, crack,  
pack, quick,  
kick, Nick,  
chicken

Chicken Licken thinks  
The sky is going to  
crack.  
He wants to tell the King  
And so he starts to pack.





# First Steps to Reading

**11** Работа в парах. Прочитайте слова и текст друг другу.

/eɪ/ play, grey, day, way, say, pay, away,  
today, Friday

/ɔɪ/ boy, toy



Today is Friday. It's play day!  
"Miss Gray, let's play with the  
toys." I like to play with the  
big grey teddy. His name is  
Ray. He can say: *Please play  
with me!* He is very funny.

**12** Работа в парах. Прочитайте слова и текст друг другу.

/eə/ where, there, pear, square,  
wear, bear, hare, share

/ɔː/ ball, call, fall, all, tall,  
wall, small

Where, oh where  
Is my teddy bear?  
Is it there, on the wall?  
Is it by the big red ball?



# My Letters! - Phonetics

Consonants	
/p/ <u>p</u> arty	/ʃ/ <u>sh</u> elf
/b/ <u>b</u> lack	/h/ <u>h</u> at
/t/ <u>t</u> ree	/tʃ/ <u>ch</u> ease
/k/ <u>c</u> at	/dʒ/ <u>g</u> et jacket
/g/ <u>g</u> reen	/m/ <u>m</u> ummy
/f/ <u>f</u> rog	/n/ <u>n</u> ame
/v/ <u>v</u> ery	/ŋ/ <u>ng</u> er swing
/θ/ <u>th</u> ree	/w/ <u>w</u> indow
/ð/ <u>th</u> is	/r/ <u>r</u> ed
/s/ <u>s</u> unny	/l/ <u>l</u> amp
/z/ <u>z</u> ip	/j/ <u>y</u> our

Vowels and diphthongs	
/ɪ/ <u>i</u> n six	/u:/ <u>u</u> in blue
/e/ <u>e</u> in bed	/ɜ:/ <u>ir</u> in bird
/æ/ <u>a</u> in apple	/eɪ/ <u>ai</u> in table
/ɒ/ <u>o</u> in orange	/aɪ/ <u>ai</u> in five
/ʌ/ <u>u</u> in run	/ɔɪ/ <u>oi</u> in boy
/ə/ <u>u</u> in burger	/oʊ/ <u>ou</u> in go
/ʊ/ <u>oo</u> in look	/aʊ/ <u>ou</u> in mouse
/i:/ <u>ee</u> in jeans	/eə/ <u>er</u> in hair
/ɑ:/ <u>a</u> in garden	/ɪə/ <u>er</u> in ear
/ɔ:/ <u>or</u> in horse	



# Word List

## Let's Go!

and /ænd/ и  
Fine, thanks! /faɪn θæŋks/ Спасибо, хорошо!  
go /ɡoʊ/ идти, ходить  
goodbye /ɡʊdbaɪ/ до свидания  
hello /heɪləʊ/ здравствуй(те)  
How are you? /haʊ əː juː/ Как дела?  
I /aɪ/ я  
Let's /lets/ давай(те)  
me /mi/ меня  
my /maɪ/ мой  
What's your name? /hwɒts jɔː neɪm/ Как тебя зовут?  
you /juː/ ты

## Starter Module

### Hello!

brother /brʌðə/ брат  
children /tʃɪldrən/ дети  
daddy /dædi/ папа  
friend /frend/ друг  
grandma /grænmaː/ бабушка  
grandpa /grænpɑː/ дедушка  
mummy /mʌmi/ мама  
sister /sɪstə/ сестра  
sit down /sɪt daʊn/ садись, садитесь  
stand up /stænd ʌp/ вставай(те)

### My Family!

blue /bluː/ голубой, синий  
colour /kʌlə/ цвет  
family /fæmɪli/ семья  
green /ɡriːn/ зелёный  
meet /miːt/ встречать(ся)  
red /red/ красный  
white /waɪt/ белый  
yellow /jeləʊ/ жёлтый

## Module 1

### Unit 1: My Home!

bed /bed/ кровать  
chair /tʃeə/ стул  
home /hoʊm/ дом  
house /haʊs/ дом  
in /ɪn/ в  
it /ɪt/ он, она, оно (о предметах, животных)  
look at /lʊk ət/ смотреть на что-либо, кого-либо  
lovely /lʌvli/ прекрасный, красивый  
nice /naɪs/ хороший, милый  
our /aʊə/ наш

radio /reɪdiəʊ/ радио  
see /siː/ видеть  
table /teɪbəl/ стол  
tree house /triː haʊs/ домик на дереве  
What's this? /hwɒts ðɪs/ Что это?  
yes /jes/ да

### Unit 2: Where's Chuckles?

bathroom /bɑːθruːm/ ванная комната  
bedroom /bedruːm/ спальня  
black /blæk/ чёрный  
brown /braʊn/ коричневый  
garden /ɡɑːrdən/ сад  
he /hi/ он  
no /noʊ/ нет  
she /ʃi/ она  
where /hweə/ где  
you /juː/ ты

### Unit 3: In the Bath!

bath /bɑːθ/ ванна  
door /dɔː/ дверь  
eye /aɪ/ глаз  
living room /lɪvɪŋ ruːm/ гостиная  
make /meɪk/ делать  
on /ɒn/ на  
window /wɪndəʊ/ окно

## Module 2

### Unit 4: My Birthday!

birthday /bɜːθdeɪ/ день рождения  
candle /kændəl/ свеча  
eight /eɪt/ восемь  
five /faɪv/ пять  
four /fɔː/ четыре  
happy /hæpi/ счастливый  
How old are you? /haʊ ould əː juː/ Сколько тебе лет?  
nine /naɪn/ девять  
one /wʌn/ один  
party /pɑːti/ вечеринка  
sad /sæd/ грустный  
seven /sevən/ семь  
six /sɪks/ шесть  
ten /ten/ десять  
they /ðeɪ/ они  
three /θriː/ три  
today /tədeɪ/ сегодня  
two /tuː/ два

### Unit 5: Yummy Chocolate!

apple /æpəl/ яблоко  
 banana /bəˈnɑːnə/ банан  
 biscuit /ˈbɪskɪt/ печенье  
 burger /ˈbɜːɡə/ гамбургер  
 chips /tʃɪps/ чипсы  
 chocolate /tʃɒklɪt/ шоколад  
 give /ɡɪv/ давать  
 please /pliːz/ пожалуйста  
 sandwich /ˈsænwɪdʒ/ бутерброд  
 Thank you! /θæŋ juː/ Спасибо!  
 too /tuː/ тоже  
 What's your favourite food? /ˈwʌts jɔːr feɪvərɪt  
 fuːd/ Какая у тебя любимая еда?  
 yummy /ˈjʌmi/ вкусный

### Unit 6: My Favourite Food!

eat /iːt/ есть  
 ice cream /aɪs kriːm/ мороженое  
 milk /mɪlk/ молоко  
 orange juice /ˈɒrɪndʒ dʒuːs/ апельсиновый сок  
 pizza /ˈpɪtsə/ пицца

## Module 3

### Unit 7: My Animals!

animal /ˈænɪməl/ животное  
 bird /bɜːd/ птица  
 chimp /tʃɪmp/ шимпанзе  
 dance /dɑːns/ танцевать  
 fish /fɪʃ/ рыба  
 frog /frɒɡ/ лягушка  
 horse /hɔːs/ лошадь  
 jump /dʒʌmp/ прыгать  
 run /rʌn/ бегать  
 sing /sɪŋ/ петь  
 swim /swɪm/ плавать

### Unit 8: I Can Jump!

boy /bɔɪ/ мальчик  
 can /kæn/ мочь, уметь  
 climb /klaɪm/ взбираться, карабкаться  
 fly /flaɪ/ летать  
 girl /gɜːl/ девочка

### Unit 9: At the Circus!

circus /sɜːkəs/ цирк  
 clown /klaʊn/ клоун  
 funny /ˈfʌni/ смешной  
 magician /mædʒɪˈʃn/ фокусник  
 swing /swɪŋ/ качаться

## Module 4

### Unit 10: My Toys!

ballerina /bæləriːnə/ балерина  
 doll /dɒl/ кукла  
 have fun /hæv fʌn/ веселиться  
 his /hɪz/ его  
 shelf /ʃelf/ полка  
 teddy bear /ˈtedi beə/ плюшевый, игрушечный  
 медведь  
 toy /tɔɪ/ игрушка  
 toy box /tɔɪ bɒks/ коробка для игрушек  
 toy soldier /tɔɪ sɔʊldʒə/ игрушечный солдат  
 under /ˈʌndə/ под

### Unit 11: She's got blue eyes!

eye /aɪ/ глаз  
 clever /klevə/ умный  
 dark hair /dɑːk heə/ темные волосы  
 ear /ɪə/ ухо  
 nose /nəʊz/ нос  
 wonderful /ˈwʌndərfʊl/ чудесный, прекрасный

### Unit 12: Teddy's Wonderful!

ball /bɔːl/ мяч  
 fair hair /feə heə/ светлые волосы  
 jack-in-the-box /dʒæk ɪn ðə bɒks/ попрыгунчик  
 (игрушка)  
 puppet /ˈpʌpɪt/ кукла (одевающаяся на руку)

## Module 5

### Unit 13: My Holidays!

boat /bəʊt/ лодка  
 coat /kəʊt/ пальто  
 hat /hæt/ шляпа  
 holiday /həʊlɪdeɪ/ праздник  
 It's hot! /ɪts hɒt/ Жарко!  
 It's raining! /ɪts reɪnɪŋ/ Идёт дождь!  
 It's sunny! /ɪts sʌni/ Солнечно!  
 jacket /dʒækɪt/ куртка  
 play /pleɪ/ играть  
 put on /pʊt ɒn/ надевать  
 shorts /ʃɔːts/ шорты  
 summer /sʌmə/ лето  
 take off /teɪk ɒf/ снимать  
 wear /weə/ носить  
 What's the weather like? /ˈwʌts ðə weðə lɑːk/  
 Какая сейчас погода?

### Unit 14: It's Windy!

island /aɪlənd/ остров  
 It's cold! /ɪts kəʊld/ Холодно!  
 It's windy! /ɪts wɪndi/ Ветрено!  
 jeans /dʒiːnz/ джинсы  
 magic /mædʒɪk/ волшебный







# Spotlight 2



## Компоненты УМК:

### ✓ Учебник с видеокурсом

- Рабочая тетрадь
- Книга для учителя
- Языковой портфель
- Контрольные задания
- Аудиокурс для занятий в классе
- Электронное приложение к учебнику с аудиокурсом для самостоятельных занятий дома (ABBYY Lingvo)
- Сборник упражнений (для самостоятельной работы)
- Раздаточный материал (можно скачать бесплатно с сайта)
- Постеры
- Программное обеспечение для интерактивной доски
- Рабочие программы. Предметная линия учебников «Английский в фокусе». 2—4 классы
- Книга для родителей

## Интернет-сайт УМК:

<http://prosv.ru/umk/spotlight>



Express Publishing



ПРОСВЕЩЕНИЕ  
ИЗДАТЕЛЬСТВО